

# 1600 SERIES

## TWO PORT ROTARY UNION



### Operating Parameters

#### MEDIA

Water, Air, Hydraulic Fluid

#### PRESSURE\*

2,900 PSI

#### TEMPERATURE\*

250° F

#### SPEED\*

1,500 RPM

#### THREADS

- 1/4" to 1" NPT
- BSP & BSPP Available

#### MATERIAL

Nickel Plated Steel

Also available in all stainless steel with a hardened ceramic shaft for higher speed and longer life.

#### STANDARD NUMBER OF PORTS

Two Port Design

\* See Performance Charts For Details

## Features & Benefits

### Two Port Design

Features two ports for use in a wide variety of applications.

### Corrosion Resistant

Nickel plated steel for corrosion resistance. Also available in all stainless steel and with a hardened ceramic shaft for higher speeds and longer life.

### Medium Speed & Medium Pressure Capable

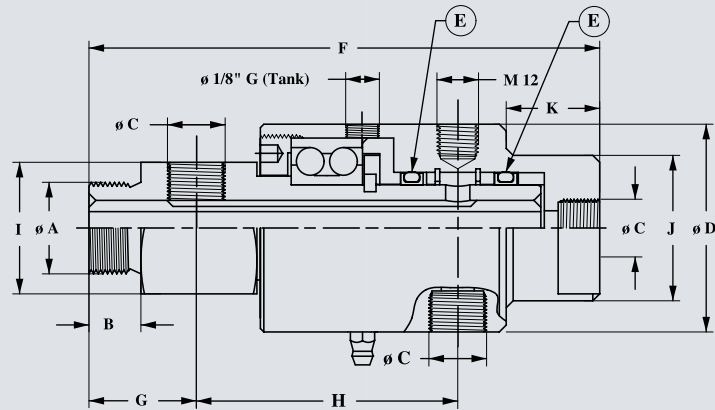
Offers the ability to use medium speed and pressure simultaneously.

### No Cross Contamination

The 1600 Series can be used with two dissimilar fluids. All circuits are individually sealed eliminating cross contamination.

1600 SERIES TWO PORT ROTARY UNIONS									
PART NUMBERS	Nominal Pipe Size	Nickel Plated Steel				Hardened Shaft			
		Left Hand Thread		Right Hand Thread		Left Hand Thread		Right Hand Thread	
		Part Number	Description	Part Number	Description	Part Number	Description	Part Number	Description
	2 x 1/4	760607C	L16191/4KNPT	760612C	R16191/4KNPT	760617C	L16191/4KCNPT	760622C	R16191/4KCNPT
	2 x 3/8	760608C	L16833/8KNPT	760613C	R16833/8KNPT	760618C	L16833/8KCNPT	760623C	R16833/8KCNPT
	2 x 1/2	760609C	L16441/2KNPT	760614C	R16441/2KNPT	760619C	L16441/2KCNPT	760624C	R16441/2KCNPT
	2 x 3/4	760610C	L16443/4KNPT	760615C	R16443/4KNPT	760620C	L16443/4KCNPT	760625C	R16443/4KCNPT
	2 x 1	760611C	L17601KNPT	760616C	R17601KNPT	760621C	L17601KCNPT	760626C	R17601KCNPT

\*2 seals per joint

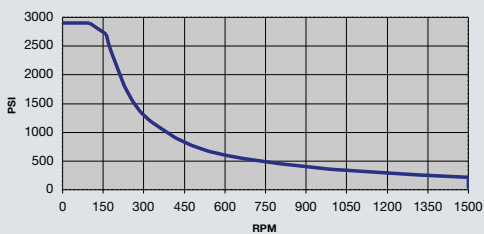


1600 SERIES TWO PORT ROTARY UNIONS (in.)													
DIMENSIONS	Nominal Pipe Size	Shaft Thread (A)	B	Inlet Thread C	D	E*	F	G	H	I	J	Flats on (J) Diameter	K
	2 x 1/4	1/2	.50	1/4	1.96	GR15	4.05	.94	1.88	1.06	1.18	.94	.47
	2 x 3/8	3/4	.59	3/8	2.36	GR25	5.62	1.22	2.83	1.49	1.65	1.49	.47
	2 x 1/2	1	.78	1/2	3.14	GR35	7.87	1.57	3.81	2.12	1.96	1.77	.59
	2 x 3/4	1	.78	3/4	3.14	GR35	7.12	1.57	3.81	2.12	1.96	1.77	.59
2 x 1	1-1/2	.78	1	3.54	GR50	9.72	2.04	5	3.54	2.36	1.96	.70	

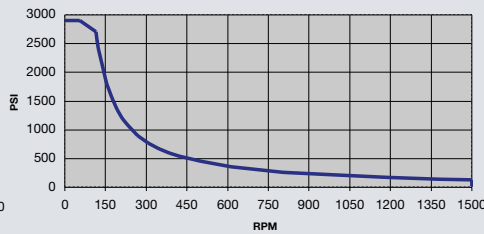
\*2 seals per joint

## Performance Charts

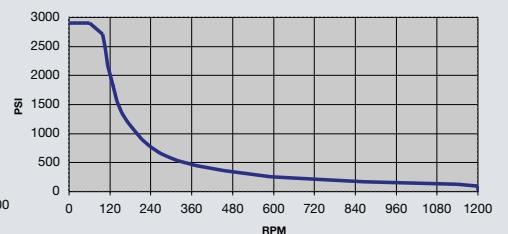
2 x 1/4"



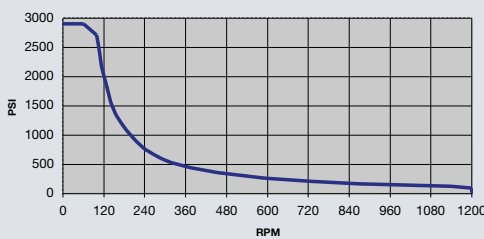
2 x 3/8"



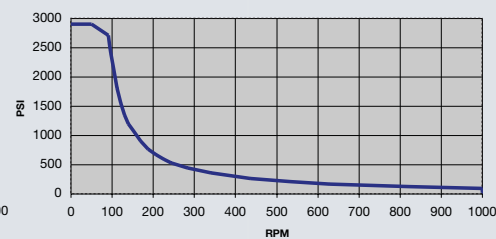
2 x 1/2"



2 x 3/4"



2 x 1"



Performance charts are for oil, grease or similar lubricating media. For media such as water or air, reduce the maximum recommended speed as follows:

**For Water:** Multiply speed by 0.67

**For Air:** Multiply speed by 0.33

Where maximum recommended speeds are found on the horizontal axis.

Standard Materials